



American Business  
*Immigration* Coalition

# Research on Support for Immigration Reform

Findings From a Survey of 400 likely voters across AZ, GA, MI, NC, NV, PA, WI  
+ Oversamples of N = 100 white swing voters and N = 200 Mexican American likely voters (swing states) +  
Oversample of N = 100 citizens from mixed-status list (nationwide)

December 2023



**Lake Research Partners**

Washington, DC | Berkeley, CA | New York, NY  
[LakeResearch.com](http://LakeResearch.com)  
202.776.9066

Celinda Lake  
David Mermin  
Emily Garner  
Connor Olio

# Methodology

- Lake Research Partners designed and administered this survey, which was conducted by live telephone and text-to-online interview.
- The survey reached a total of 400 likely voters across Arizona, Georgia, Michigan, North Carolina, Nevada, Pennsylvania, and Wisconsin
  - Additional oversamples of 100 white swing voters and 200 Mexican American likely voters were conducted in these states.
  - The survey also reached a separate sample of 100 citizens nationwide, drawn from an opt-in list of mixed-status families.
- The survey was conducted October 25 – November 1, 2023.
- Data were weighted slightly by gender, age, region, race, education level, and party identification to reflect the expected demographic composition of likely voters statewide.
- The margin of error for the full sample is +/-4.8%. It is smaller for subgroups and split-sampled questions.

# Demographics of Likely Voters in Swing States


## GENDER

Man	—	46%
Woman	—	52%
Non-binary	—	1%

## AGE

Under 30	—	15%
30-39	—	15%
40-49	—	15%
50-64	—	26%
65+	—	28%


## EDUCATION

High School or Less	—	13%	
Post-H.S. / Some College	—	43%	
College Graduate	—	26%	40%
Post-Graduate	—	14%	College Grad or Post Grad

## PARTY IDENTIFICATION



Democrat  
**40%**



Republican  
**36%**



Ind/DK  
**16%**

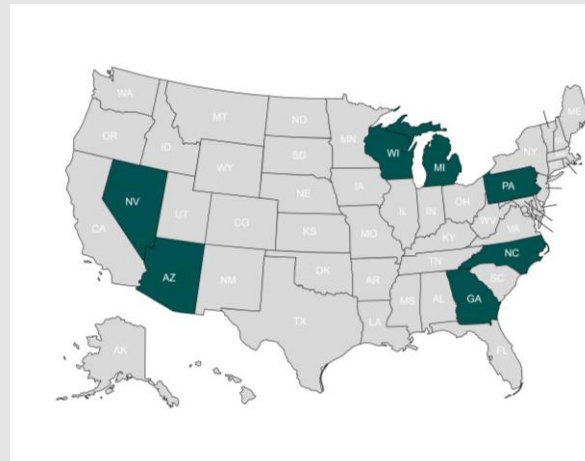


Other  
**4%**

## RACE

White/Caucasian	75%
Black/African American	11%
Hispanic/Latinx	8%
AAPI	2%
Native or Indigenous	1%
Middle Eastern	1%
Other	2%

## REGION



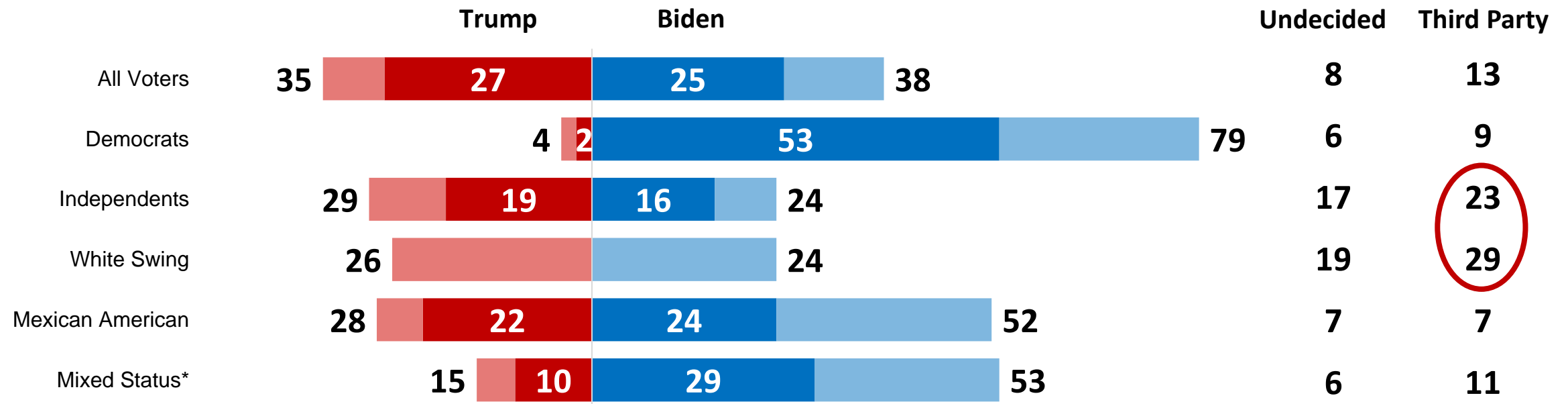
Arizona	—	11%
Georgia	—	17%
Michigan	—	18%
North Carolina	—	18%
Nevada	—	5%
Pennsylvania	—	21%
Wisconsin	—	10%

# Executive Summary: Overview

- This survey of likely 2024 voters in seven key swing states (AZ, GA, MI, NC, NV, PA, & WI) shows **very broad and strong support for expanding work permits for undocumented immigrants** (including long-term workers, farm workers, Dreamers, and spouses of U.S. citizens).
  - Before messaging, **two thirds of voters in these swing states support the proposed reforms**, including nearly half who strongly favor the policy. Only one quarter of voters are opposed.
  - **Swing audiences also favor this proposed policy**, even as their 2024 presidential ballot leans towards Trump by a small margin. These findings show that the reforms are broadly popular and can transcend partisanship and candidate preference.
  - **The Democratic base, including turnout targets, love the policy**, as do Mexican American voters – a critical voting bloc who are not yet consolidated for Biden and Democrats.
- **This policy demonstrates the potential to both mobilize turnout targets and consolidate key swing audiences.** Across the board voters are more likely to vote for a candidate who supports the policy and are more excited to vote in the Presidential election with this policy on the table.
  - **Even among swing voters, candidates are rewarded rather than penalized for supporting the policy.** Voters – including white swing voters – not only strongly support expanding work permits, but report increased enthusiasm for elected officials who support it.
  - **Among citizens in mixed status families (including both turnout targets and likely voters), enthusiasm to vote in the 2024 Presidential election grows both overall and in terms of intensity after they hear about the proposed policy**, signaling that the proposed reforms to immigration policy could be a catalyst for mobilizing low-propensity voters.

Voters in these swing states are split nearly evenly on their Presidential vote choice at this early stage of the race, with just over a fifth undecided or reporting interest in voting third party. Among independents and white swing voters, Trump has a slight advantage, and a substantial portion of these voters are undecided or leaning third party. A majority of Mexican American voters are in the Biden camp, but this important group is far from consolidated – over a quarter express allegiance to Trump, with high intensity.

### 2024 Presidential Election Vote



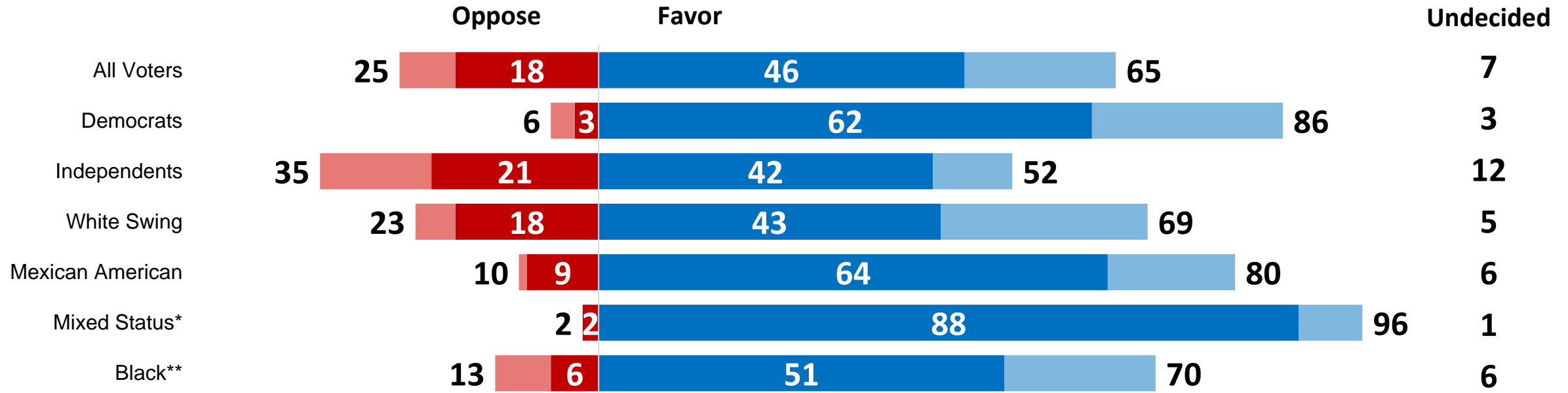
■ Biden – Not So Strong/Lean    ■ Trump – Not So Strong/Lean  
■ Biden – Strong                      ■ Trump – Strong

\*Defined as having any family members – including a spouse, child, parent, grandparent, sibling, aunt, uncle, or cousin – who are currently living the U.S. as undocumented immigrants

And if the 2024 election for President were held today, and the candidates were: [ROTATE] Democrat Joe Biden and Republican Donald Trump or a third party For whom would you vote, or are you undecided? [IF CHOICE:] Would you say you support [CANDIDATE] strongly or not so strongly? [IF UNDECIDED:] Well, if the election was held today and you had to decide, toward whom do you lean?

Expanding work permits for undocumented immigrants (including long-term workers, farm workers, Dreamers, and spouses of U.S. citizens) is very popular in these swing states. The policy is favored by two thirds of voters before they hear any messaging, and it is strongly favored by nearly half. Mexican American voters, Democrats, and voters in mixed status families support the policy at very high levels and with very high intensity. White swing voters support the policy at even higher levels than voters overall, and a majority of independents also support it.

### Expanding Work Permits for Undocumented Immigrants



■ Not So Strongly/Lean Favor  
■ Strongly Favor  
■ Not So Strongly/Lean Oppose  
■ Strongly Oppose

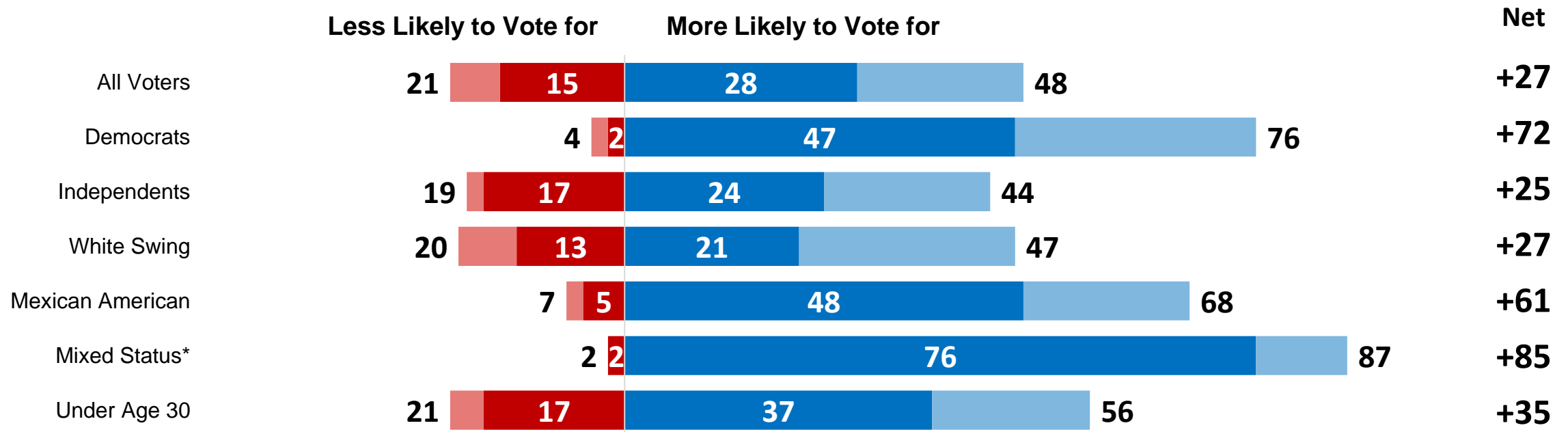
\*Defined as having any family members – including a spouse, child, parent, grandparent, sibling, aunt, uncle, or cousin – who are currently living the U.S. as undocumented immigrants

\*\*Small N Size: Margin of Error is high

Here is a description of a proposed change to federal immigration policy: This program would expand work permits for the following groups of undocumented immigrants: long-term immigrants who have been working and paying taxes in the U.S. for more than 10 years; farm workers; immigrants who were brought to the U.S. as children (Dreamers without DACA); immigrants who are married to US citizens. Do you favor or oppose this proposal to expand work permits for these groups of undocumented immigrants?

Across the board voters are more likely to vote for a candidate who supports the policy. Voters are more likely to vote for a generic candidate who supports expanding work permits by a margin of +27 points. White swing voters and independents both support a pro-work permit candidate by essentially the same margin, and it is an even greater motivator among young voters. Mexican Americans are more likely to vote for such a candidate by an overwhelming +61 points, Democrats by an even larger +72, and mixed status families by a near-unanimous +85.

### Support for Candidate Who Supports Expanding Work Permits

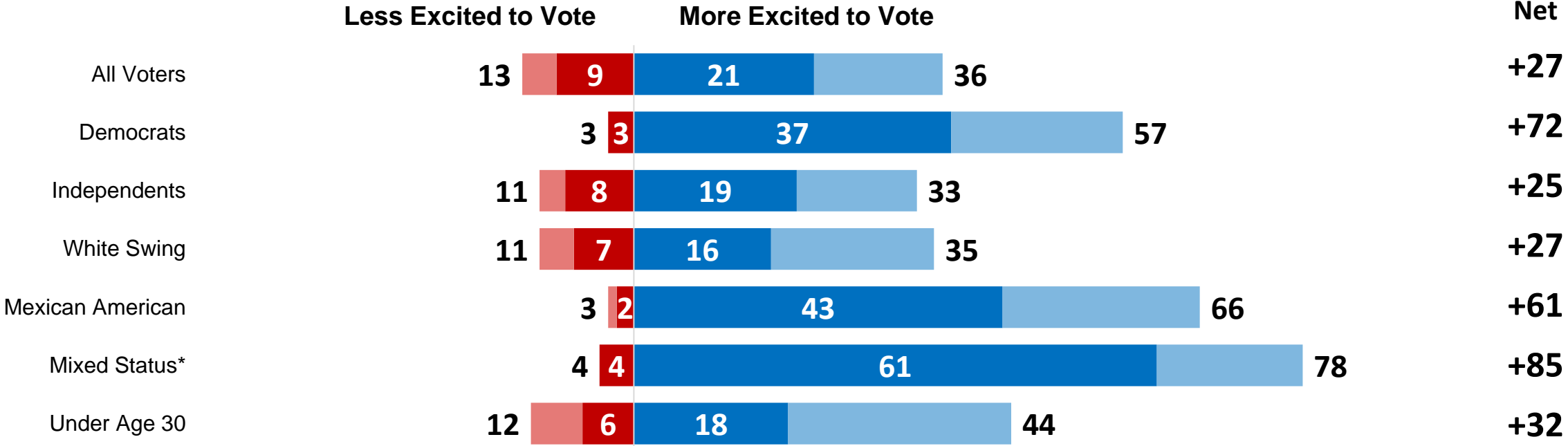


■ Somewhat More Likely to Vote for  
■ Much More Likely to Vote for  
■ Somewhat Less Likely to Vote for  
■ Much Less Likely to Vote for

\*Defined as having any family members – including a spouse, child, parent, grandparent, sibling, aunt, uncle, or cousin – who are currently living the U.S. as undocumented immigrants

Overall, voters would be more excited to vote in the Presidential election if a candidate for President supported expanding work permits by a margin of +23 points, and white swing voters and independents are more excited to vote by a similar margin. It increases young voters' excitement by an even larger margin. For Democrats (+54), Mexican Americans (+63), and mixed status families (+74), this policy would substantially increase their excitement in the Presidential Election, and intensity is very high.

**Mobilization for Presidential Candidate Who Supports Expanding Work Permits**



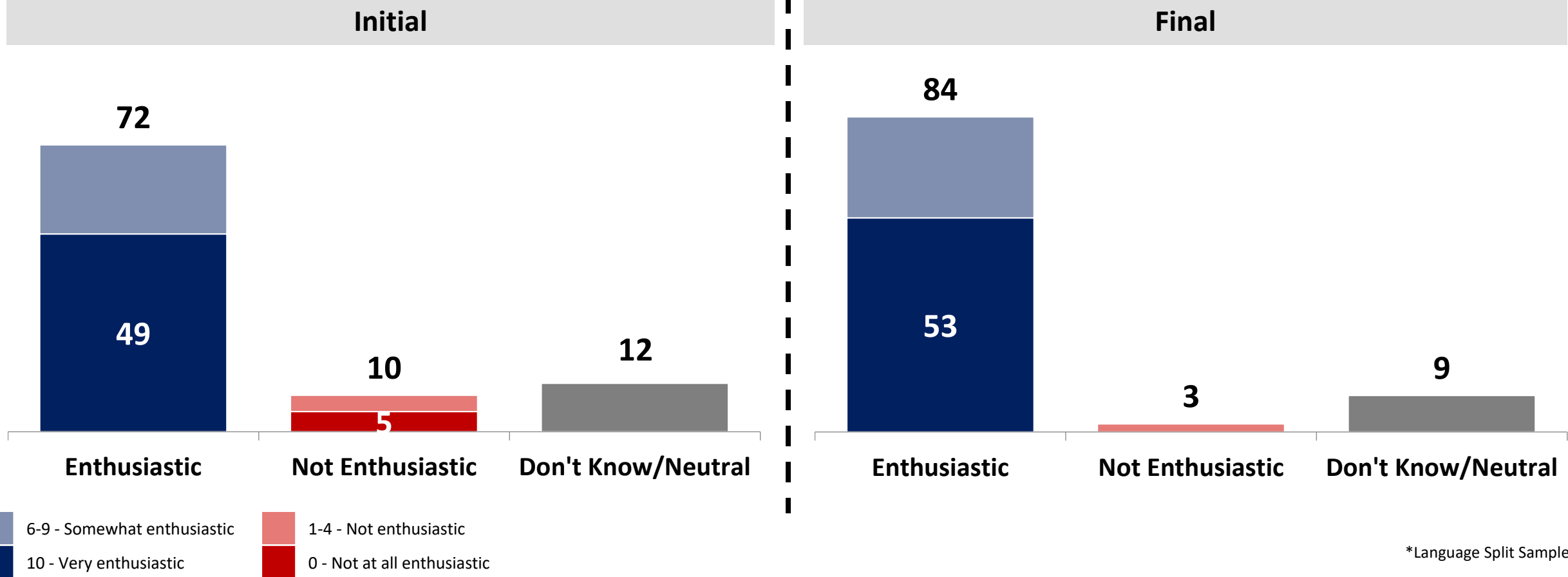
■ Somewhat More Excited to Vote   
 ■ Somewhat Less Excited to Vote  
■ Much More Excited to Vote   
 ■ Much Less Excited to Vote

\*Defined as having any family members – including a spouse, child, parent, grandparent, sibling, aunt, uncle, or cousin – who are currently living the U.S. as undocumented immigrants



Among citizens with undocumented family members – many of whom are turnout targets – enthusiasm to vote in the presidential election increases substantially after they hear about the proposed policy. Intensity increases by several points as well, and it is not only because of improvement among the softly unenthusiastic – the level of strong disengagement falls as well.

**2024 Presidential Election Vote Enthusiasm – Mixed Status Citizens**



\*Language Split Sampled

Now thinking about it a different way, some people feel very enthusiastic about voting in the next election for President while others don't feel enthusiastic at all, and many are in between. How about you—using a scale from ZERO to TEN, please tell me how enthusiastic you are to vote in the November 2024 election for President, Congress, and other offices. TEN means you are VERY enthusiastic to vote and ZERO means you are NOT AT ALL enthusiastic to vote. You can use any number in between.

# LRP LAKE RESEARCH PARTNERS

Strategy · Precision · Impact



Washington, DC | Berkeley, CA | New York, NY

[LakeResearch.com](http://LakeResearch.com)

202.776.9066

Celinda Lake

[clake@lakeresearch.com](mailto:clake@lakeresearch.com)

David Mermin

[dmermin@lakeresearch.com](mailto:dmermin@lakeresearch.com)

Emily Garner

[egarner@lakeresearch.com](mailto:egarner@lakeresearch.com)

Connor Olio

[colio@lakeresearch.com](mailto:colio@lakeresearch.com)